


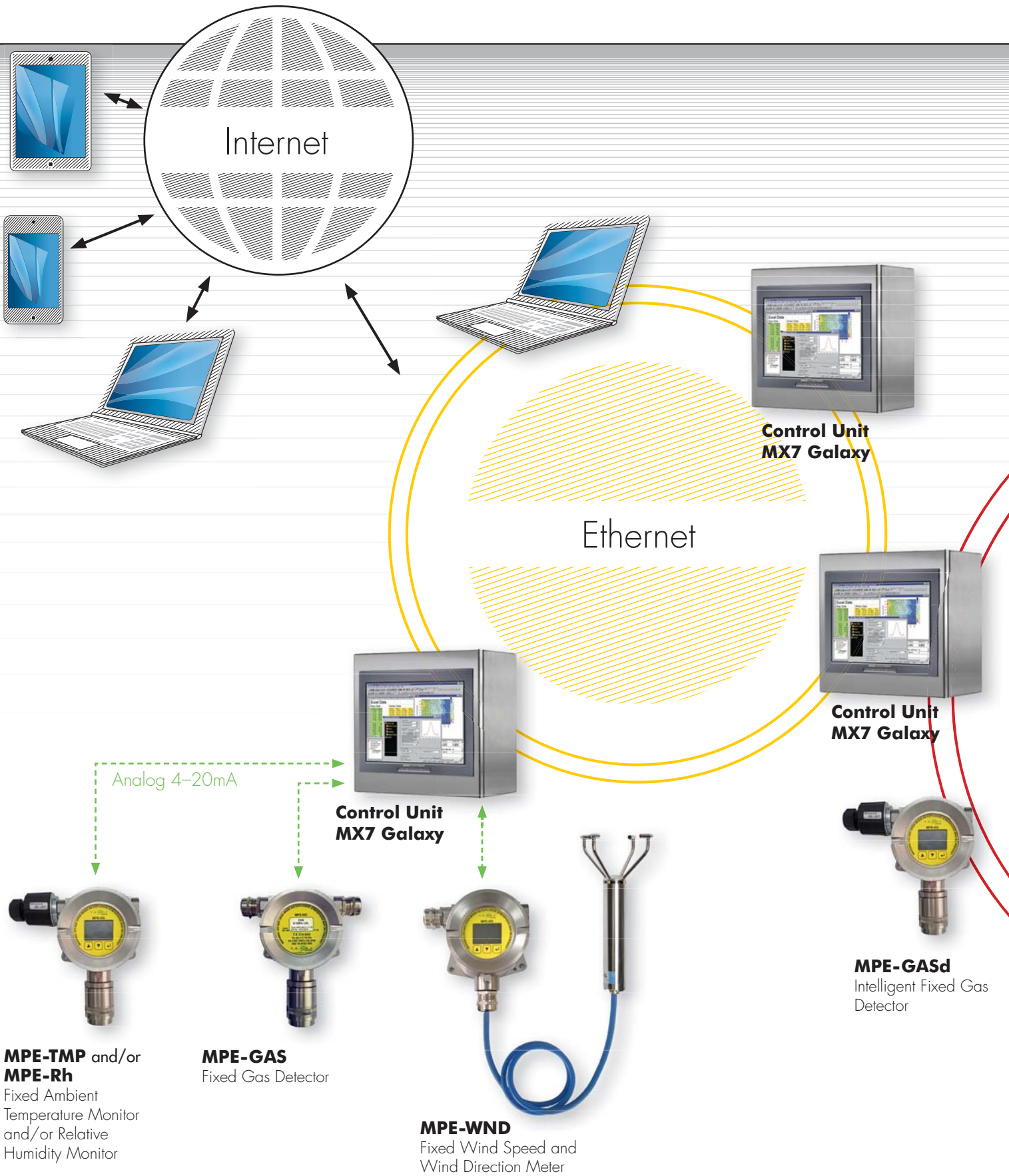
G A L A X Y



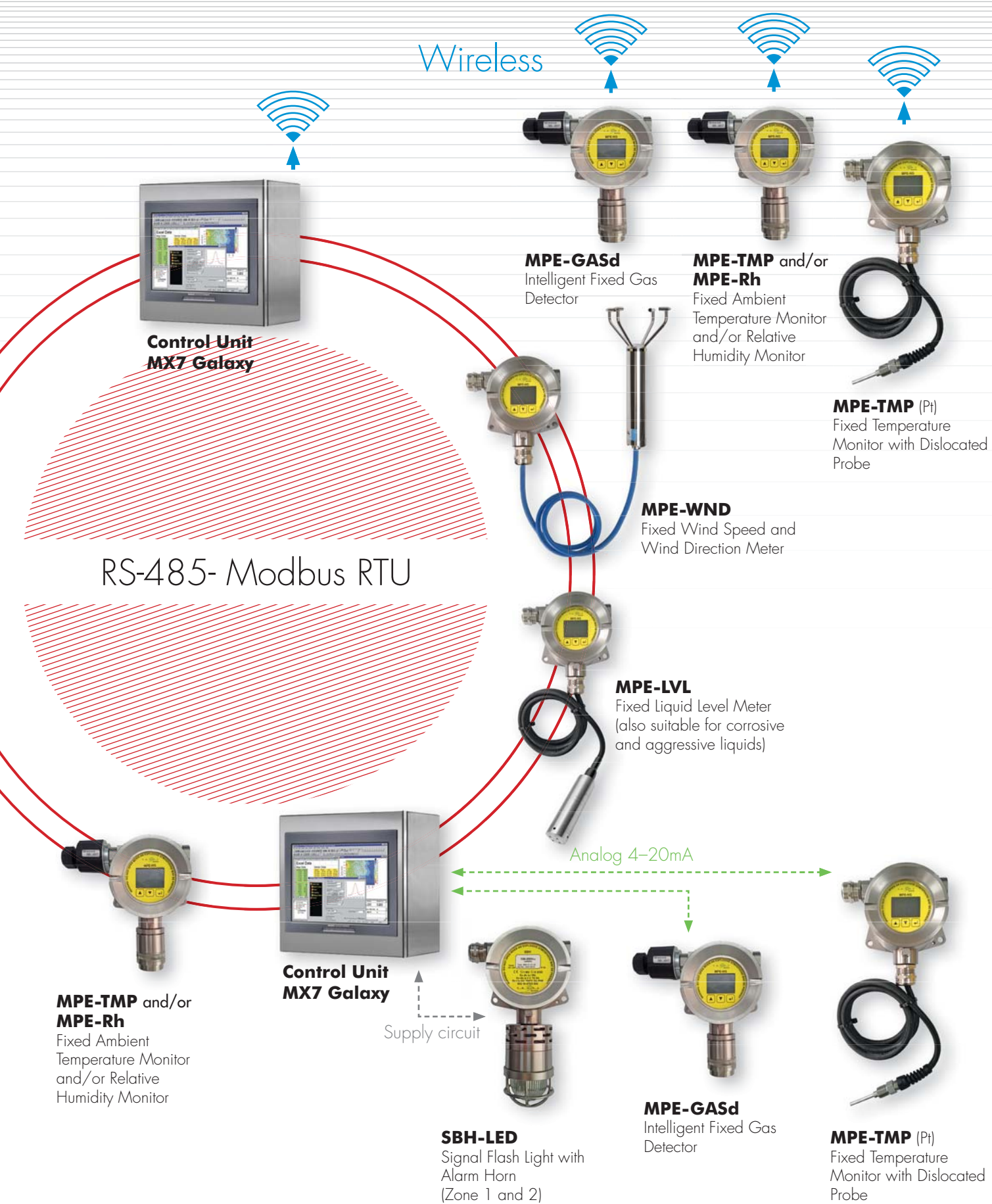
CONTROL SYSTEMS

GAS DETECTION & TECHNOLOGICAL PRODUCTS

- CONTROL UNITS
- FIXED GAS DETECTORS
- MEASUREMENTS DEVICES
- AUDIO/VISUAL DEVICES
- WIRELESS TECHNOLOGY
- SYSTEMS & CUSTOM SOLUTIONS



GALAXY CONTROL SYSTEMS



Wireless



**Control Unit
MX7 Galaxy**

RS-485- Modbus RTU



MPE-GASd
Intelligent Fixed Gas
Detector



**MPE-TMP and/or
MPE-Rh**
Fixed Ambient
Temperature Monitor
and/or Relative
Humidity Monitor



MPE-TMP (Pt)
Fixed Temperature
Monitor with Dislocated
Probe



MPE-WND
Fixed Wind Speed and
Wind Direction Meter



MPE-LVL
Fixed Liquid Level Meter
(also suitable for corrosive
and aggressive liquids)



**MPE-TMP and/or
MPE-Rh**
Fixed Ambient
Temperature Monitor
and/or Relative
Humidity Monitor



**Control Unit
MX7 Galaxy**

Supply circuit



SBH-LED
Signal Flash Light with
Alarm Horn
(Zone 1 and 2)



MPE-GASd
Intelligent Fixed Gas
Detector



MPE-TMP (Pt)
Fixed Temperature
Monitor with Dislocated
Probe

Analog 4-20mA

MPE-GASd

Intelligent Fixed Gas Detector

4–20mA current output

Optional RS-485 Modbus RTU communication

Optional wireless communication

Flameproof enclosure, direct entry

Optional connection via Ex e adapter

Equipped with local display.

Easy operation and maintenance.

Wide range of sensors.

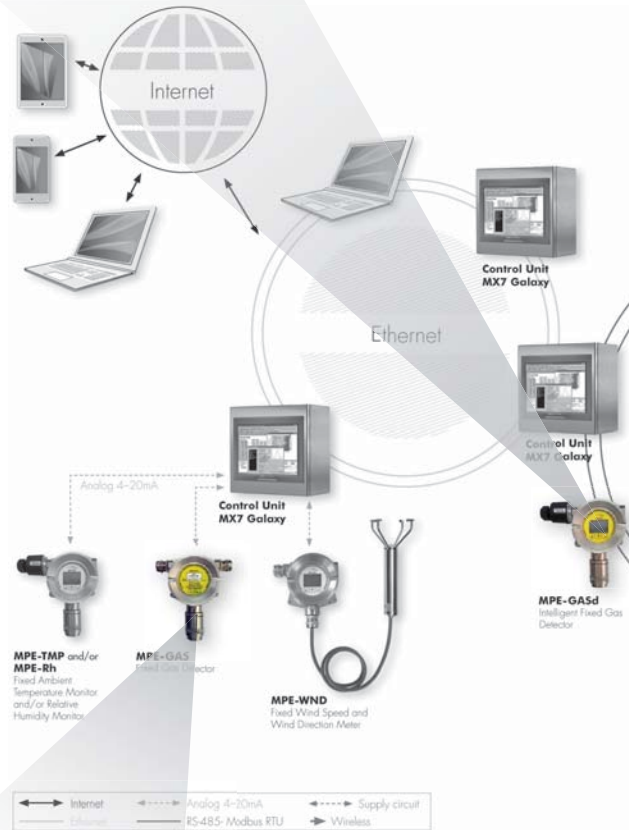
Corrosion resistant stainless steel housing.

Gases Detected: combustible, toxic, O₂, CO₂

Sensor Technologies: infrared (IR), catalytic, electrochemical, semiconductor

Power In/Output: 16–32VDC / 4–20mA, RS485 Modbus RTU, RF transceiver

Approvals: ATEX, IECEx, CE



MPE-GAS

Fixed Gas Detector

4–20mA analog output

Basic (low cost) detector for industrial applications.

Easy operation and maintenance.

Wide range of sensors.

Corrosion resistant stainless steel housing.

Flameproof enclosure, direct entry.

Gases Detected: combustible, toxic, O₂, CO₂

Sensor Technologies: infrared (IR), catalytic, electrochemical, semiconductor

Power In/Output: 16–32VDC / 4–20mA

Approvals: ATEX, IECEx, CE





MPE-TMP and/or MPE-Rh

Fixed Ambient Temperature Monitor and/or Relative Humidity Monitor

4–20mA current output

Optional RS-485 Modbus RTU communication

Optional wireless communication

Flameproof enclosure, direct entry

Optional connection via Ex e adapter

Equipped with local display.

Pre-calibrated sensor.

Corrosion resistant stainless steel housing.

Current output version – option temperature monitoring or relative humidity monitoring.


Option RS-485 RTU communication, monitoring of temperature and relative humidity (T and Rh).

Measurement: Temperature (-20÷+70°C/±0,5°C), relative humidity (0–100%Rh/±2%Rh)

Sensor Technologies: fully calibrated silicon sensor chip

Power In/Output: 16–32VDC / 4–20mA, RS485 Modbus RTU, RF transceiver

Approvals: ATEX, IECEx, CE



MPE-TMP (Pt)

Fixed Temperature Monitor with Dislocated Probe

4–20mA current output

Optional RS-485 Modbus RTU communication

Optional wireless communication

Flameproof enclosure, direct entry

Optional connection via Ex e adapter

Equipped with local display.

Corrosion resistant stainless steel housing.

Measurement: Temperature (-20÷+200°C/±0,1°C)

Sensor Technologies: Pt1000

Power In/Output: 16–32VDC / 4–20mA, RS485 Modbus RTU, RF transceiver

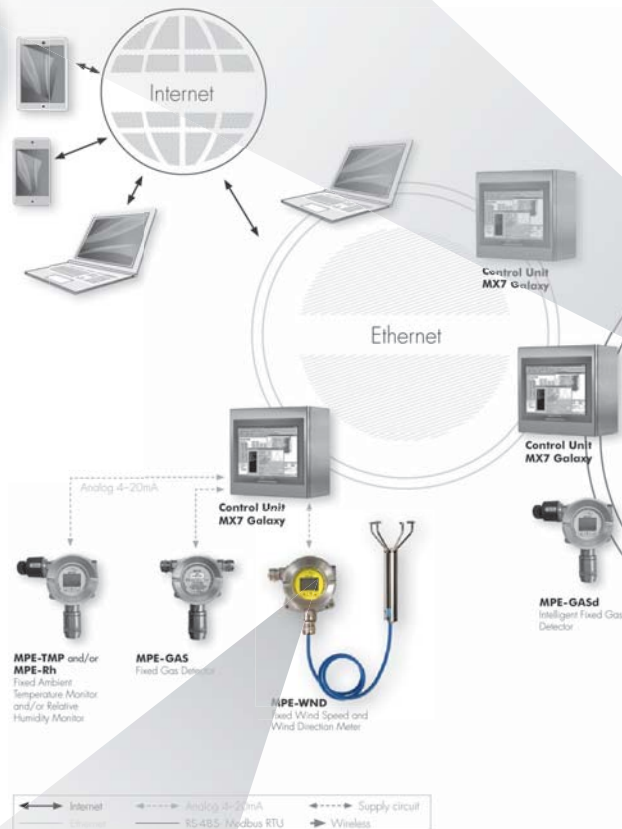
Approvals: ATEX, IECEx, CE

MPE-LVL

Fixed Liquid Level Meter (also suitable for corrosive and aggressive liquids)
4–20mA current output
Optional RS-485 Modbus RTU communication
Optional wireless communication
Flameproof enclosure, direct entry
Optional connection via Ex e adapter
Measuring probe suitable for Zone 0; IP68

Equipped with local display.
Corrosion resistant stainless steel housing.

Measurement: on request, up to 300m
Sensor Technologies: Piezzo-resistive Pressure Level Sensor
Power In/Output: 16–32VDC / 4–20mA, RS485 Modbus RTU, RF transceiver



MPE-WND

Fixed Wind Speed and Wind Direction Meter
4–20mA current output (one type measurement)
Optional RS-485 Modbus RTU communication
Optional wireless communication
Flameproof enclosure, direct entry
Optional connection via Ex e adapter

Measuring probe suitable for Zone 0

Equipped with local display.
Corrosion resistant stainless steel housing.

Measurement: wind speed 0–75m/s, wind direction 0–359°
Sensor Technologies: solid-state ultrasonic anemometer
Power In/Output: 16–32VDC / 4–20mA, RS485 Modbus RTU, RF





Control Unit MX7 Galaxy

Galaxy is integrated Control and Alarm System, microprocessor controlled, mainly used for gas and flame detection. Redundant processor offers high system reliability and stable communication with existing supervisory and control systems.

Communication interfaces:

- 1x Ethernet 100/10
- 1x RS-485/Modbus
- 1x RS-485/slave Modbus
- RF transmission (optional)

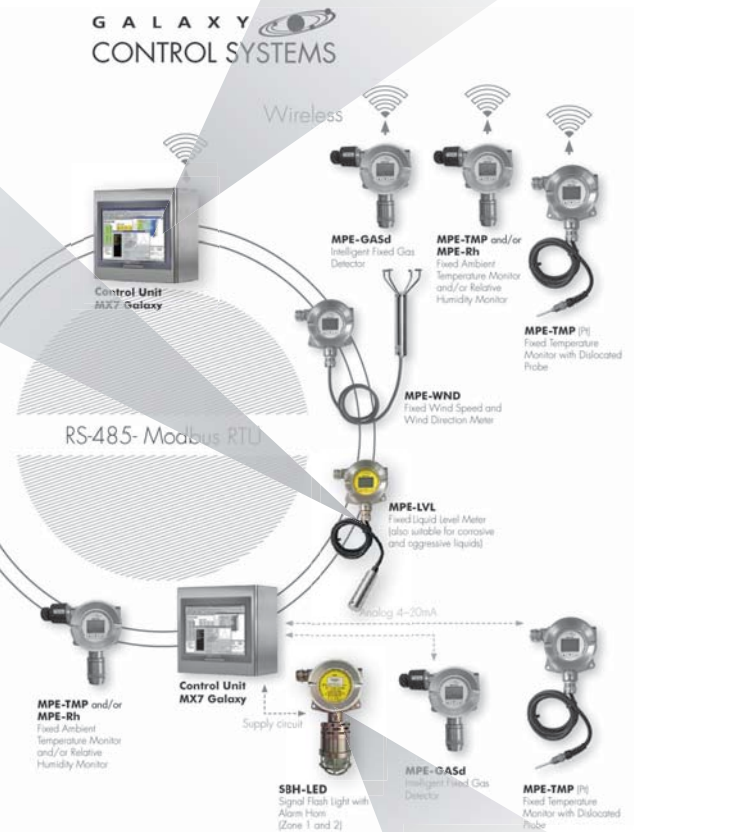
Input/output:

- RS-485 Modbus RTU
- 4–20mA analog inputs
- digital inputs
- relays outputs (up to 16 – programmable)

Supply: – 100–240VAC with optional 48h battery back up

Features:

- Up to 64 channels per unit (via RS-485 or locally 4–20mA input)
- TCP/IP or USB datalogging and system configuring
- Industrial wall mounted stainless steel housing with 10" TFT screen
- Easy system expansion



SBH-LED

Signal Flash Light with Alarm Horn (Zone 1 and 2)

Flameproof enclosure, direct entry
Optional connection via Ex e adapter

Industrial applications.
Corrosion resistant stainless steel housing.

Flash light: LED (red, green, amber, blue)
Buzzer: Piezzo 105 dB
Power In/Output: 12–50VDC(AC) / 95–250VAC

G A L A X Y



TEVEL, d. o. o.

Borovniško naselje 7, 1412 Kisovec
Slovenia – Europe

Phone +386 3 5672050

Fax +386 3 5671119

Email info@tevel.si

www.tevel.si